



(08) 8391 1241



2A Dumas St, Mount Barker, South Australia 5251

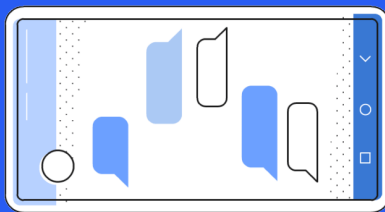


dl.0285.info@schools.sa.edu.au

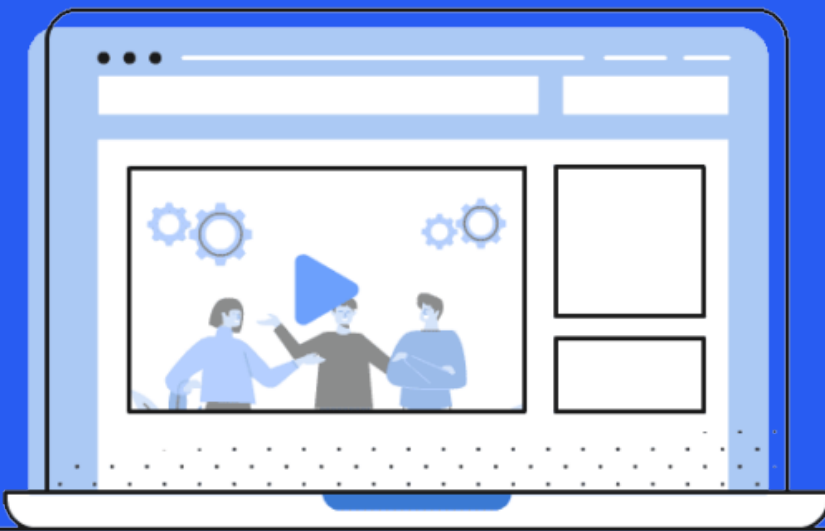


www.MtBarkerPS.sa.edu.au

# Remote Learning Guide for Parents



supporting your child to learn from home during remote learning  
February 2022



# Welcome to Online Learning



## MOUNT BARKER PRIMARY D.U Online Learning Program

**9:00am Reading with a parent**  
or listening to online reading

**9:30am Fruit Break and Choice time**  
Something healthy to eat and an activity that makes you happy!

**10:30am Zoom with class**  
Say good morning to your teacher and SSO's! This will be a recorded attendance so please like the good morning seesaw post!

**11:00am Seesaw Literacy Activity**  
Check Seesaw for today's literacy task.  
You will see some friendly faces!

**11:30am Snack and Play Break**  
Have a snack and do some physical play outside.

**12:00pm Seesaw Maths Activity**  
Check Seesaw for today's maths task. You will see some friendly faces!

**12:30pm Lunch and Outside Play**  
Get outside and burn some energy.

**1:15pm Relaxation**  
Quiet music or resting.

**2:00pm Seesaw Integrated Learning**  
Check seesaw for your integrated learning activity.

**2:30 Home learning completed!**  
Well done parents and students!

Learning from home can be a new experience for many families. This guide will share information specific to Mount Barker Primary School to aid parents and students transition to this mode of learning.

Our remote learning school day is outlined on this timetable. Students completing online learning are encouraged to follow the timetable with your guidance and supervision.

Teachers will upload the timetable to Seesaw at the start of each week in order for you and your child to see an overview of the learning tasks.

As a family you can adapt the timetable to suit your needs, apart from the scheduled Zoom meetings.

# Seesaw




Our teachers are amazingly creative and will use some different strategies to ensure that quality, age appropriate learning opportunities are offered to every child via Seesaw.

Seesaw is the mode of communication and learning platform used during our online learning times. It allows our students to access their lessons and activities in an age appropriate way. It also offers opportunities for teachers to connect with their students during times of online learning. Parents are also able to view student work, and connect with the teacher.

During remote learning times, teachers will update Seesaw frequently. Instructions for connecting as a student and parent to Seesaw will be sent to you prior to the start of remote learning by your child's teacher. If you have trouble connecting to Seesaw, please call the front office or email your child's teacher to request a login QR code or further support.

More information regarding Seesaw can be found at <https://web.seesaw.me/parents>

# Zoom



Zoom is the platform we use for virtual classroom meetings. Each day teachers will email parents and share via seesaw the code for the days' Zoom meeting.

Please consider:

- The device your child is using has access to a camera and microphone (please let the teacher know if one of these is not available) so that the teacher and children can clearly see and hear one another.
- Ensure your child is appropriately dressed in either neat casual clothes or their uniform.
- Ensure your child is positioned in a quiet and comfortable place.

It is appropriate for parents to support their child during this time if needed, however, please be mindful that the teacher is teaching students and this is not a time for parent questions, interruptions or for raising concerns. This is a learning space which should be respected by all. If you have any questions, please send an email to your child's teacher.


# Online Behaviour Expectations



In line with our ICT Agreement, the Seesaw app can be used by students to view tasks, upload work, or contact their teacher if they have questions regarding their learning. During a remote learning situation this responsibility falls to the parents or caregivers to ensure their child is behaving appropriately.

We understand the need for social interactions and staying connected with friends during remote times. If you choose to allow your child to engage in peer group video/text/social media at home that have not been approved by a teacher, then you assume the responsibility of monitoring these interactions. Please alert class teachers to any behaviours that are concerning if necessary.

We also expect parents to model appropriate online interactions when communicating with teachers.



# Contacting Teachers



Teachers can be contacted for simple questions through messages on Seesaw. If it is a matter that requires more detail, email may be more appropriate.

You will receive an email from teachers in the lead up to remote learning.

Please be mindful that teachers require balance and time to recharge to be the best they can for your children. Teachers may respond to emails between 8am and 5pm during work days. Be mindful that during the day they may be teaching students on Zoom, preparing lessons, uploading tasks, responding to learning through feedback to students, and answering messages and student queries. They may not respond immediately.

Contacting your child's teacher is always the best way to make first contact with school if there is a problem or query to address with your child's learning. If the issue can not be resolved, teachers will work with leadership and families to find a solution.

# ADDITIONAL RESOURCES



The Department for Education will be providing further support for parents who choose to support their child's learning at home. Follow this link for further information.

<https://www.education.sa.gov.au/our-learning-sa>

<https://www.education.sa.gov.au/our-learning-sa/covid-19>

A screenshot of the 'Our Learning SA' website header. The top navigation bar includes links for 'For parents and carers', 'For educators', 'Learning at home activities', 'COVID-19', and 'Strategy'. On the right, it features the Government of South Australia logo and the text 'Government of South Australia Department for Education'. Below the navigation is a banner image showing a woman and a young girl sitting on a swing set in a park. To the right of the image is a circular logo with three stylized human figures in green and blue. The text 'Our Learning SA' is displayed in a large, bold font at the bottom of the banner.